

How to add PHP Programs to WordPress

Do you need to add a full PHP program to your
WordPress Site using WP Databases

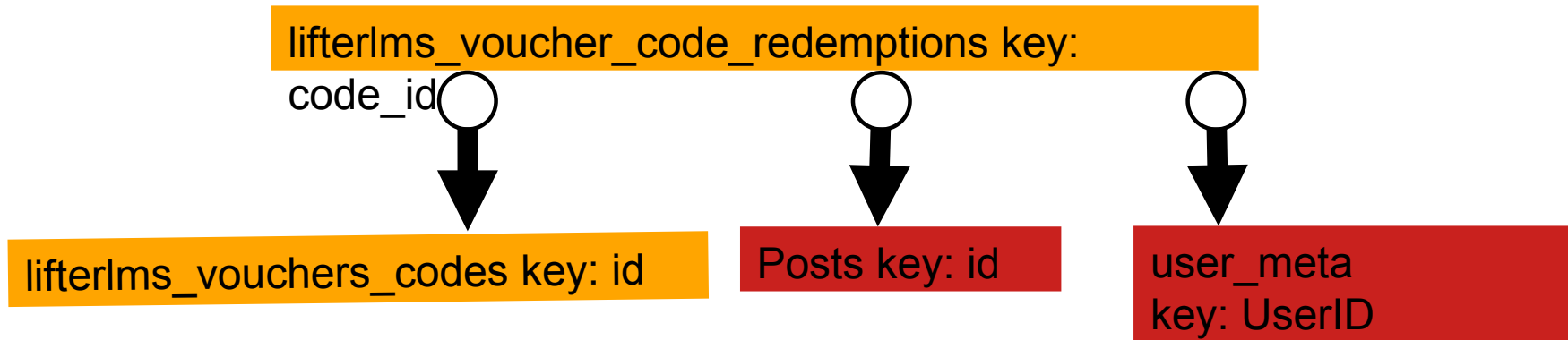
By Gary F. Alderson, Aldersoft
Copyright 2024-08-01

Example: LifterLMS Voucher Codes Redeemed

- Need: to find out which Voucher Code has been redeemed for all Organizations. LifterLMS does not current have this report for the entire system.
- Stages:
 - ~ Using phpAdmin in cPanel, write and debug using SQL.
 - ~ Write a wrapper in PHP using Codex recommended methods.
 - ~ Installed plugin “Insert PHP Code Snippet “ from xyzscripts.com
 - ~ Debug using BugFu::log
 - ~ Add security and add to menu.

Using phpAdmin in cPanel write and debug SQL.

Affected tables for **LifterLMS**, and **WordPress**.



Using phpAdmin in cPanel, write and debug SQL.

```
SELECT
  POST.post_title 'Organization',
  VOUCHER.id, VOUCHER.voucher_id,
  VOUCHER.code 'VoucherCode',
  REDEMPTION.user_id 'UserID',
  REDEMPTION.redemption_date 'RedeemedOn'
FROM
  {$wpdb->prefix}lifterlms_vouchers_codes VOUCHER,
  {$wpdb->prefix}lifterlms_voucher_code_redemptions
  REDEMPTION,
  {$wpdb->prefix}posts POST
WHERE
  VOUCHER.id = REDEMPTION.code_id
  AND VOUCHER.is_deleted = 0
  AND VOUCHER.voucher_id = POST.id
ORDER BY
  POST.post_title ASC,
  VOUCHER.voucher_id ASC
;
```

Note. {\$wpdb->prefix} comes from wp-config.php.

Hence you need to:

```
if ( ! defined( 'ABSPATH' ) ) {
  require_once( $_SERVER['DOCUMENT_ROOT']
    './wp-load.php' );
}
```

Before wrapping it with PHP.

PHP Wrapper using WP-Codex Functions

```
<?php
// BEGIN AS_voucherCodesRedeemedReport
If ( ! current_user_can( 'edit_posts' ) ) {
    echo "<h2>This page is for staff only</h2>\n";
    exit;
}
if ( ! defined( 'ABSPATH' ) ) {
    require_once( $_SERVER['DOCUMENT_ROOT'].
        '/wp-load.php' );
}
global $wpdb;
$displayName = " ";
$redemptionDate = " ";
echo " <head>\n";
echo "     <meta charset='en'\>\n";
echo "     <title>Voucher Redemption Report</title>\n";
echo "     <style>\n";
echo "         tr:nth-child(odd) {background-color:LightCyan;}\n";
echo "         td { text-align:center; }\n";
echo "         th { background-color:DarkSlateGrey;color:white; }\n";
echo "     </style>\n";
echo " </head>\n";
```

Only for Staff. Note. Role() is being depreciated.

We need access to WP Constants for Prefix and Database credentials. This includes the startup wp-config.php.

Make sure to declare \$wpdb as a global

Nice CSS trick to add zebra striping to results.
This is essential for those who are visually challenged

PHP Wrapper using WP-Codex Functions

```
echo " <body>\n";
echo " <h1>The following is a list of redeemed vouchers</h1>\n";
echo " <br />\n";
$voucherRedemptionQuery = "
SELECT
    POST.post_title 'Organization',
    VOUCHER.id, VOUCHER.voucher_id,
    VOUCHER.code 'VoucherCode',
    REDEMPTION.user_id 'UserID',
    REDEMPTION.redemption_date 'RedeemedOn'
FROM
    {$wpdb->prefix}lifterlms_vouchers_codes VOUCHER,
    {$wpdb->prefix}lifterlms_voucher_code_redemptions REDEMPTION,
    {$wpdb->prefix}posts POST
WHERE
    VOUCHER.id = REDEMPTION.code_id
    AND VOUCHER.is_deleted = 0
    AND VOUCHER.voucher_id = POST.id
ORDER BY
    POST.post_title ASC,
    VOUCHER.voucher_id ASC
;";
```

Note {wpdb->prefix} needs to be added
To each database table name for security.
This is defined in wp-config.php

PHP Wrapper using WP-Codex Functions

```
$voucherRedemptionCleanQuery = $wpdb->prepare( $voucherRedemptionQuery );  
if ( $voucherRedemptionCleanQuery === false ) { exit; }
```

```
$results = $wpdb->get_results( $voucherRedemptionCleanQuery, OBJECT );  
if ( $wpdb->num_rows = 0 ) {  
    echo "<h2>No results were returned</h2>\n";  
}
```

```
echo " <table style='width:100%;>\n";  
echo "     <tr>\n";  
echo "         <th>Organization</th>\n";  
echo "         <th>Voucher ID</th>\n";  
echo "         <th>Voucher Code</th>\n";  
echo "         <th>UserID</th>\n";  
echo "         <th>Display Name</th>\n";  
echo "         <th>Redeemed On</th>\n";  
echo "     </tr>\n";
```

Check query and filter it
Bad query – exit likely an SQL injection

\$results should be an object if successful

Set up report headings

PHP Wrapper using WP-Codex Functions

```
foreach ( $results as $result ) {
    echo " <tr>\n";
    echo " <td>$result->Organization</td>\n";
    echo " <td>$result->VoucherID</td>\n";
    echo " <td>$result->VoucherCode</td>\n";
    echo " <td>$result->UserID</td>\n";
    $userData = get_userdata( $result->UserID );
    if ( $userData === false ) {
        $displayName = "Student Deleted";
    } else {
        $displayName = $userData->first_name . " " . $userData->last_name;
    }
    echo " <td>$displayName</td>\n";
    echo " <td>$result->RedeemedOn</td>\n";
    echo " </tr>\n";
} // end foreach
echo " </table>\n";
echo " <p style='text-align:center;font-weight:bold;color:red;'>\n";
echo " This report contains confidential information. Treat appropriately.\n";
echo " </p>\n";
return true;
// END AS_voucherCodesRedeemedReport ?>
```

Cycle through all rows retrieved

We need to pickup the student's full name from WordPress

Confidentiality notice

Return to page

PHP Report Display

Voucher Codes Redeemed

The following is a list of redeemed vouchers

Organization	Voucher ID	Voucher Code	UserID	Display Name	Redeemed On
Anglican Memorial Camp - The Diocese of Brandon	144	LtkdkfsxjPak	1119		2024-06-18 14:55:43
Barbara Eddie Child Care Assistant Program	6	2PrMNygS70PT	32		2020-10-14 14:39:34
Barbara Eddie Child Care Assistant Program	6	2PrMNygS70PT	34		2020-10-14 14:42:04
Barbara Eddie Child Care Assistant Program	6	2PrMNygS70PT	33		2020-10-14 14:42:17

WordPress Page

Voucher Codes Redeemed

 *This block is only visible to logged in users*

[/] Shortcode

```
[xyz-ips snippet="voucherCodesRedemptionReport"]
```







[Return to Administrator Tools](#)

Insert PHP Snippet plugin (Free Version)

PHP Code Snippets

[Add New PHP Code Snippet](#)

With Selected:

<input type="checkbox"/>	Tracking Name	Snippet Short Code	Status	Action
<input type="checkbox"/>	voucherCodesUnusedReport	[xyz-ips snippet="voucherCodesUnusedReport"]	Active 00	  
<input type="checkbox"/>	voucherCodesRedemptionReport	[xyz-ips snippet="voucherCodesRedemptionReport"]	Active 00	  

[Add New PHP Code Snippet](#)

Insert PHP Snippet Editor (Free Version)

Edit PHP Snippet

Tracking Name * : voucherCodesRedemptionReport

PHP code * :

```
<?php
// BEGIN AS_voucherCodesRedeemedReport

If ( !current_user_can( 'edit_posts' ) ){
    echo "<h2>This page is for staff only</h2>\n";
    exit;
}
```

[Back](#) [Update](#)

References

Author: Gary F. Alderson, Aldersoft

Email: Gary.Alderson@Aldersoft.CA

LinkedIn: <https://www.linkedin.com/in/garyfalderson/>

Presentation: <https://aldersoft.ca/prod/wordpress/resources/presentations/>

Plugins: xyz scripts.com - Insert PHP Code Snippet

xyz.scripts.com - XYZ WP Insert Code Snippet (Professional \$19)

Recommended for coding.

LifterLMS – the base product for the system. See <https://LifterLMS.com>

BugFu Console Debugger - <https://github.com/fedeandri/bugfu-console-debugger>